

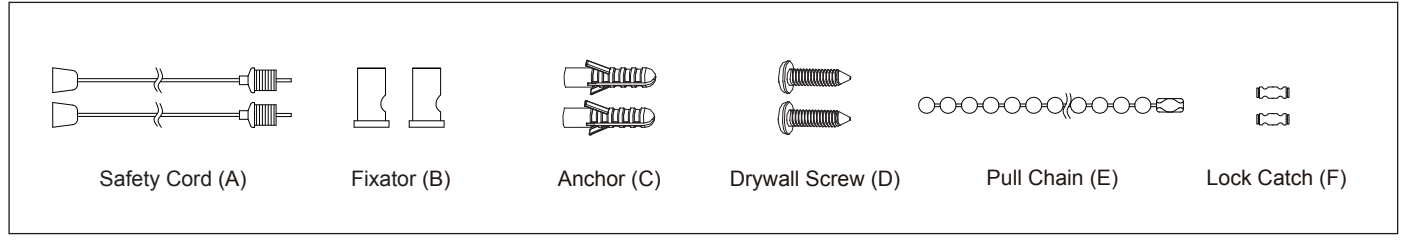
ASSEMBLY AND INSTALLATION INSTRUCTIONS

H0189

WARNING: TO AVOID RISK OF ELECTRICAL SHOCK, BE SURE TO SHUT OFF POWER WHILE INSTALLING OR SERVICING THIS FIXTURE.

NOTES: 1. Before installing, consult local electrical codes for wiring and grounding requirements.
2. READ AND SAVE THESE INSTRUCTIONS.

Hardware Package (included):

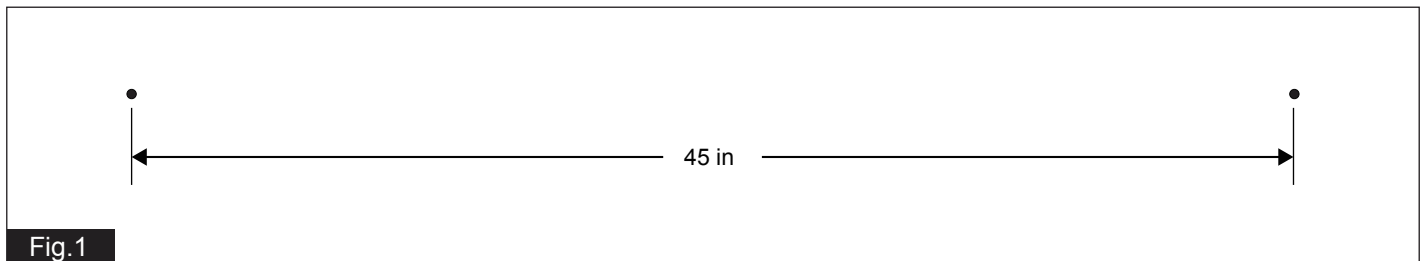


Important to Know

1. Read all instructions carefully before installation and operation.
2. If you are not familiar with state and local electrical codes, it is recommended that you consult with a qualified electrician.
3. Do not use in wet locations, use indoors only.
4. Non-replaceable LEDs.
5. Caution: LEDs emit bright light. Avoid looking directly into the light source for prolonged periods to avoid eye damage.
6. Do not use any dimming circuit or any other electronically controlled switch on this fixture.
7. Specification:

NO.	Item #.	Dimension(inch)			Watts	
		A	B	C		
1	H0189	48	2.25	2.75	50	

Installation Steps



1. Select suitable location that can support the weight of the fixture and has an outlet on the ceiling to insure that the fixture hangs properly. Determine method of mounting before drilling. Make two spots on the ceiling 45 in. apart for the two anchors.

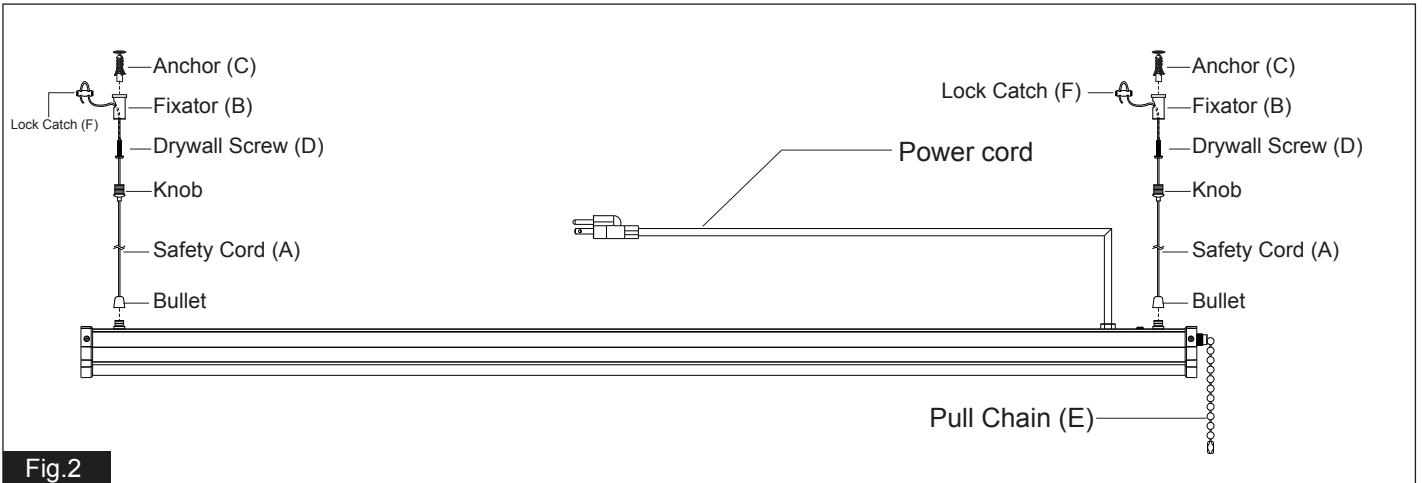
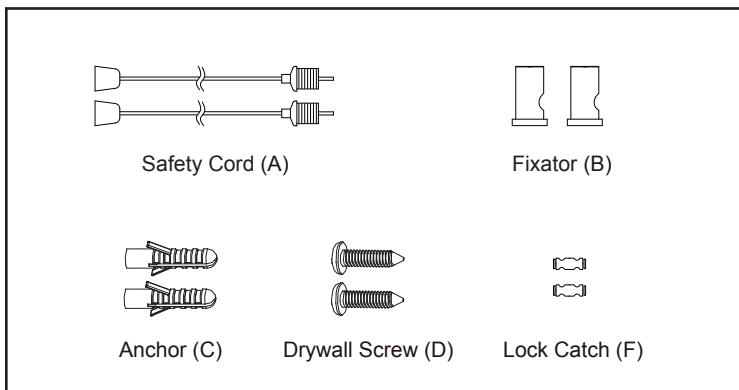


Fig.2

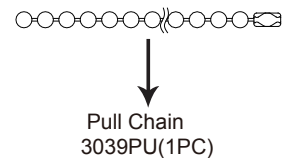
2. Drill holes at the two anchor location. Hammer the anchors into the hole tightly.
3. Attach the fixators to the anchors and then secure them with drywall screws.
4. Attach the knobs to the fixators and thread the safety cords through the hole on the fixator, and locked them with lock catch. Then turn the knobs clockwise until they are locked in place. You may need to adjust the safety cords height for fixture is level.
5. Attach the fixture to the safety cords, and scure it with bullet.
6. Insert power cord into ceiling duplex receptacle. Lengthen the pull chain with provided if necessary.

The following parts are available for re-order if damaged or missing.

Spare Parts List:



Assembly Kit
5785MM
(1 SET)



5-YEAR LIMITED WARRANTY:

All products are warranted to be free of defects in material and workmanship for five (5) years from date of purchase. This warranty is limited to the correction of any such defect, or the replacement of any such defective item(s), provided that: (a) we are properly notified and consent to return of the item(s) in question;(b) the item(s) is / are returned with proof of purchase date; and (c) it is found upon inspection by us that the item(s) is / are defective as noted above. This warranty does not cover labor costs, consequential damages, nor does it apply to any item(s) that have been improperly installed, overloaded, altered, or otherwise abused by the customer, its agent(s) or employee(s). Finishes are specially excluded from the terms of this warranty since they are subject to environmental maintenance deemed beyond our control. Other than the described obligation, we assume no further liability with respect to the sale or use of our products. We make no warranty, express or implied, and disclaim any warranty of merchantability or fitness for a particular purpose.